

FEATURES

Model LKD208813

- Single hole top mount installation
 - 1-1/2" (38mm) faucet hole required
 - Maximum countertop thickness 7/8" (22mm)
- Dual handle faucet
- Rigid spout, overall height 13" (330mm)
- Removable cartridge
- Solid brass construction
- 3/8" (10mm) compression stainless steel flex hoses
- Highly polished, chrome plated finish
- Ship Wt. 5 lbs. (2.3Kg)
- Maximum flow rate
 - 2.5 GPM/9.5 L/min at 80 P.S.I.G.
 - 2.2 GPM/8.3 L/min at 60 P.S.I.G.

Model LKDVR208813

- Same as LKD208813 except with vandal-resistant aerator and handle screw

Model LKD20888

- Same as LKD208813 except with overall spout height of 8" (203mm)

Model LKD208813D - Unavailable for purchase as of 3/09

Model LKD208813MC - Unavailable for purchase as of 3/09

WARRANTY

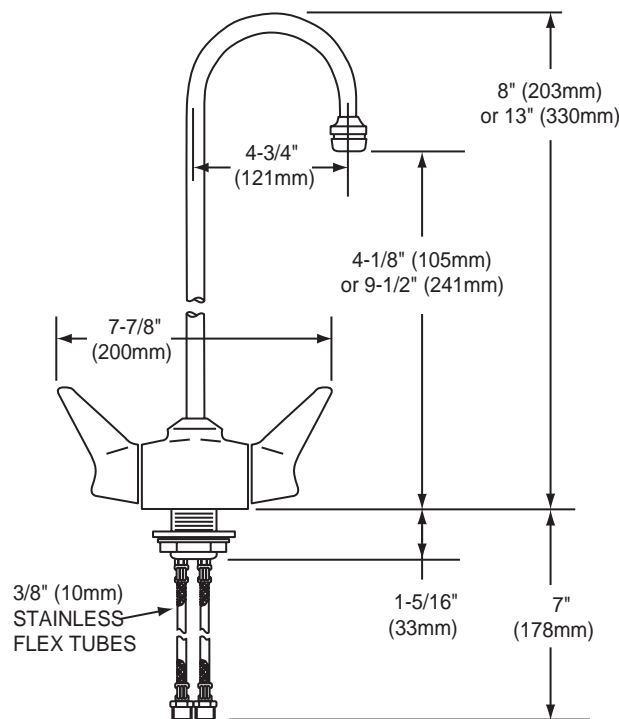
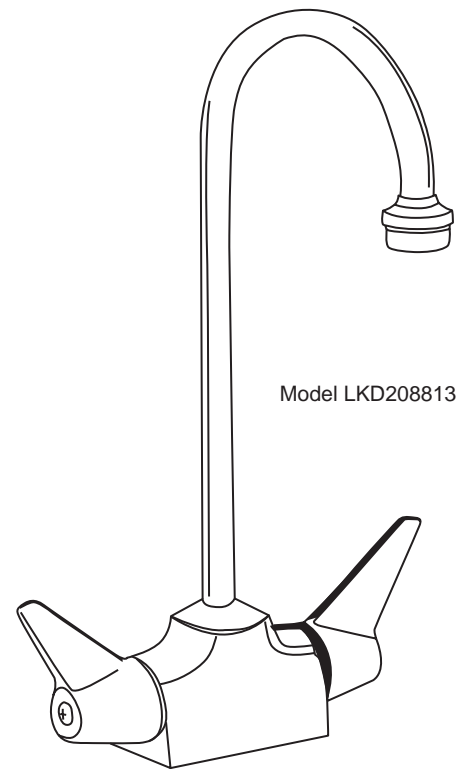
- Limited Lifetime

COMPLIES WITH:

- ADA
- ANSI/NSF61 - Certified
- ASME 112.18.1/CSA B125.1
- CA AB1953/VT S152

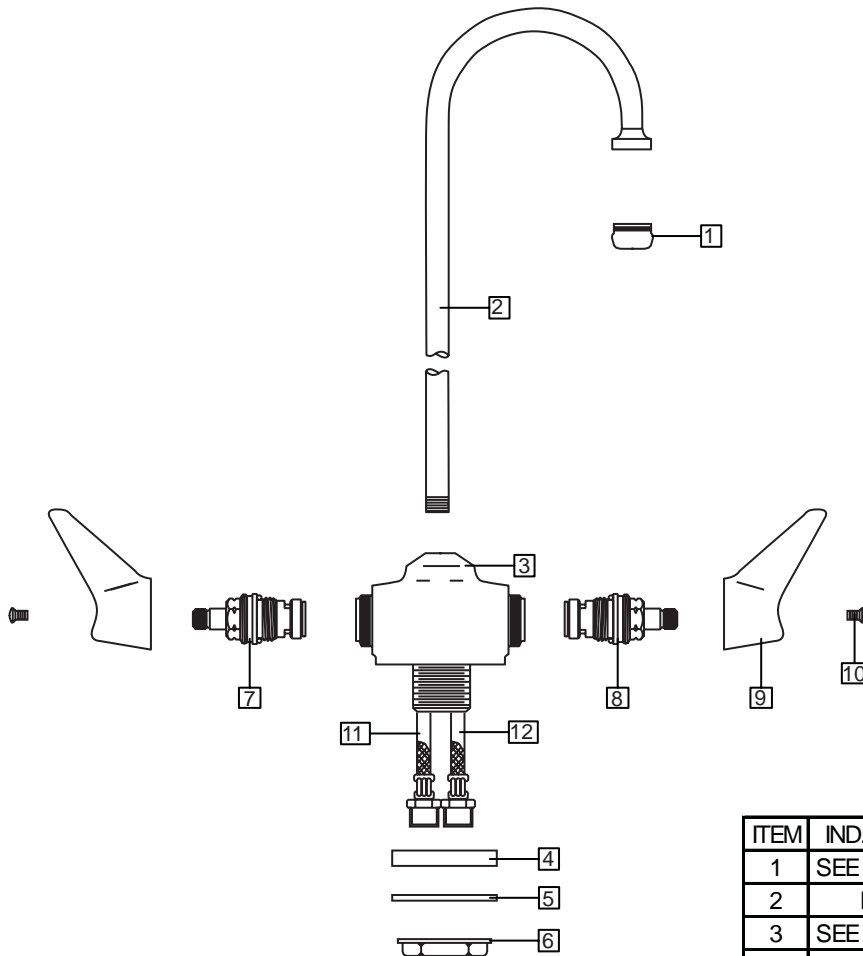


Dual Handle Hospitality Faucet Models LKD20888, LKD208813, LKD208813D, LKD208813MC, and LKDVR208813



SEE OTHER SIDE FOR REPLACEMENT PARTS

Dual Handle Hospitality Faucet Models LKD20888, LKD208813, LKD208813D, LKD208813MC, and LKDVR208813



ITEM	IND. PART	KIT PART	DESCRIPTION
1	SEE CHART	SEE CHART	AERATOR
2	N/A		SPOUT A SSEMBLY
3	SEE CHART	N/A	BODY
4	SEE CHART	N/A	WASHER
5	A51334	N/A	LOCK NUT
6	A51289	N/A	COUPLING NUT
7	P29122NL	N/A	RH CARTRIDGE
8	P29121NL	N/A	LH CARTRIDGE
9	SEE CHART	N/A	HANDLE
10	SEE CHART	N/A	SCREW
11	A53901NL	N/A	HOT FLEX TUBE
12	A53902NL	N/A	COLD FLEX TUBE

FAUCET	AERATOR	SPOUT ASSM	BODY	WASHER	HANDLE	SCREW
LKD20888	P05101	A51589	A71275NL	-	P01265	P36120
LKD208813	P05101	A51590	A71275NL	-	P01265	P36120
LKDVR208813	A55061	A51590	A71275NL	A55260	P01265	A75063
LKD208813D	P05101D	A51590D	A71275D	-	A72425D	A71304D
LKD208813MC	P05101MC	A51590MC	A71275MC	-	A72425MC	A71304MC